



OFFICE OF THE BOARD OF TRUSTEES

Public Meeting Notice

June 9, 2016

TO: Southern Oregon University Board of Trustees, Academic and Student Affairs Committee

FROM: Sabrina Prud'homme, University Board Secretary

RE: Notice of Regular Committee Meeting

The Academic and Student Affairs Committee of the Southern Oregon University Board of Trustees will hold a regular committee meeting on the date and at the location set forth below.

Topics of the meeting will include a provost's report offering updates on enrollment topics as well as Raider Orientation and Registration (ROAR) events. There will be discussion and action on the SOU-Klamath Community College / SOU-Rogue Community College staff rate privileges. An accreditation update also is planned.

The meeting will occur as follows:

Thursday, June 16, 2016

1:30 p.m. to 3:30 p.m. (or until business concludes)

Hannon Library, DeBoer Room, 3rd Floor (Room 303)

The Hannon Library is located at 1290 Ashland Street, on the Ashland campus of Southern Oregon University. **If special accommodations are required or to sign-up in advance for public comment, please contact Kathy Park at (541) 552-8055 at least 72 hours in advance.**



Board of Trustees
Academic and Student Affairs Committee Meeting
June 16, 2016

Call to Order and Preliminary Business



**Board of Trustees
Academic and Student Affairs Committee Meeting**

**Thursday, June 16, 2016
1:30 p.m. – 3:30 p.m. (or until business concludes)
DeBoer Room, Hannon Library**

AGENDA

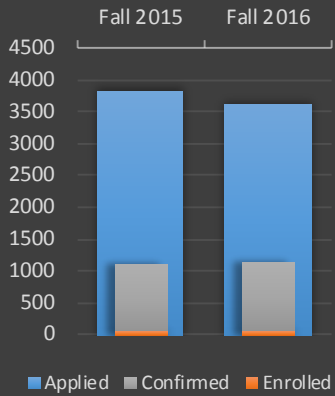
Persons wishing to participate during the public comment period shall sign up at the meeting.
Please note: times are approximate and items may be taken out of order.

- | | | | |
|-----------|---|---|---|
| 1 | Call to Order and Preliminary Business | Trustee Steinman | |
| 1.1 | Welcome and Opening Remarks | | |
| 1.2 | Roll Call | Sabrina Prud'homme,
SOU, Board Secretary | |
| 1.3 | Agenda Review | Trustee Steinman | |
| 2 | Public Comment | | |
| ~ 20 min. | 3 | Provost's Report | Dr. Susan Walsh, SOU,
Provost and Vice
President for Academic
and Student Affairs |
| | 3.1 | Enrollment Dashboard and Completions Report | Chris Stanek, SOU,
Director, Institutional
Research |
| | 3.2 | Raider Orientation and Registration (ROAR) Update | Dr. Susan Walsh |
| ~ 60 min. | 4 | SOU - Klamath Community College /
SOU - Rogue Community College Staff
Rate Privileges (Action) | Dr. Susan Walsh; Dr.
Matt Stillman, University
Registrar and Co-Executive
Director of Student
Enrollment; Jason Catz,
SOU, General Counsel |
| ~ 10 min. | 5 | Accreditation Update | Dr. Jody Waters, SOU,
Associate Provost |
| | 6 | Adjourn | Trustee Steinman |

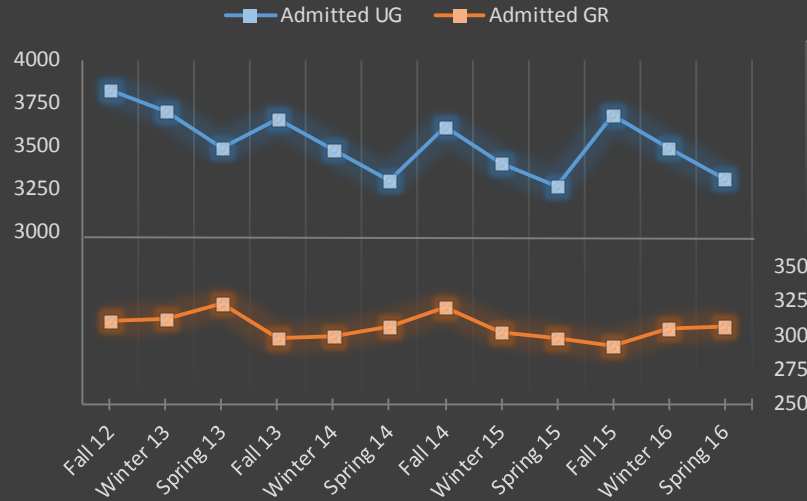
Public Comment

Provost's Report

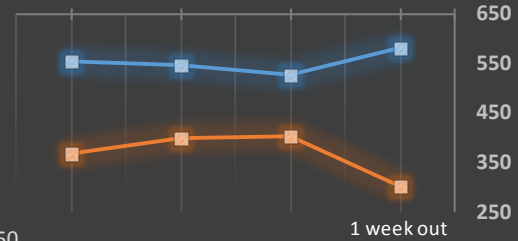
Admission Apps



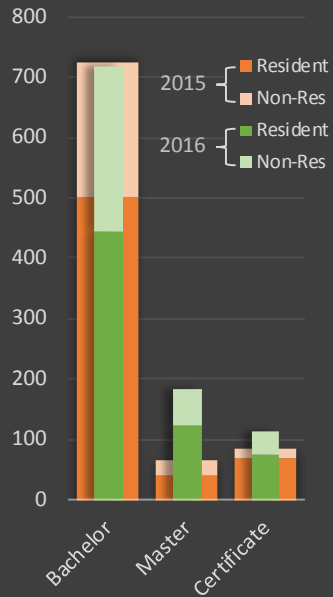
FTE Enrollment Trends



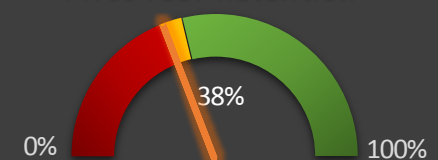
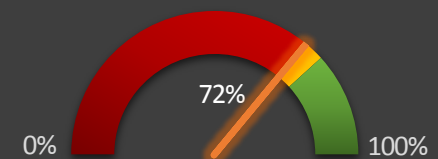
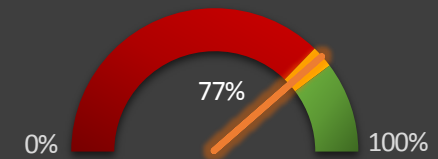
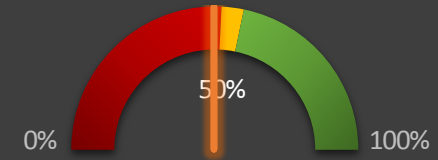
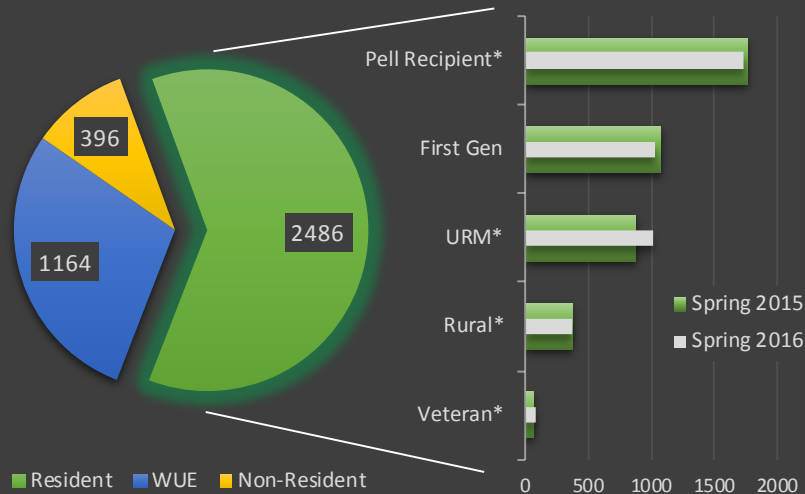
Summer Enrollment Trends



Degree Apps



Spring 2016 UG Student Populations



Last Updated: 6/05/2016

Southern Oregon University

Degree Completions by **Discipline Level** Categories Academic Year 2014-15 vs. Academic Year 2015-16 May Applications and YTD Awards

	Degree Applications				Degree Awards (as of YTD)	
	2014-15 Apps	2015-16 Apps	Change	% Change	2014-15 Degrees	2015-16 Degrees
Bachelor Degrees (2.0 base pts)	874	852	-22	-2.5%	809	150
Resident: Entered as First Year	273	165	-108	-39.6%	247	35
Discipline Level 1 (base pts x 1.00)	79	115	36	45.6%	74	8
Discipline Level 2 (base pts x 1.25)	119	50	-69	-58.0%	109	17
Discipline Level 3 (base pts x 1.85)	75	-	-75	-100.0%	64	10
Resident: Entered as Transfer (base pts x 0.675)	335	351	16	4.8%	314	52
Discipline Level 1 (base pts x 1.00)	93	103	10	10.8%	86	11
Discipline Level 2 (base pts x 1.25)	193	203	10	5.2%	182	31
Discipline Level 3 (base pts x 1.85)	49	45	-4	-8.2%	46	10
Non-Resident (no state funding)	266	336	70	26.3%	248	63
Master Degrees (1.0 base pts)	200	206	6	3.0%	236	34
Resident	122	134	12	9.8%	130	18
Discipline Level 1 (base pts x 1.27)	2	6	4	200.0%	3	2
Discipline Level 2 (base pts x 1.72)	110	115	5	4.5%	118	15
Discipline Level 3 (base pts x 2.46)	10	13	3	30.0%	9	1
Non-Resident (no state funding)	78	72	-6	-7.7%	106	16
Graduate Certifications (0.2 base pts)	124	134	10	8.1%	250	33
Resident	99	91	-8	-8.1%	199	22
Discipline Level 1 (base pts x 1.27)	5	4	-1	-20.0%	8	-
Discipline Level 2 (base pts x 1.72)	94	87	-7	-7.4%	191	22
Discipline Level 3 (base pts x 2.46)	-	-	-	0.0%	-	-
Non-Resident (no state funding)	25	43	18	72.0%	51	11
Total Awards					1,295	217

Notes: \$1137.43 allocated per pt for degrees in FY 2016 appropriation and represented 20% of the total non-base PUSF, 80% was allocated from SCH production.

Southern Oregon University

Degree Completions by Sub-population Categories
Academic Year 2014-15 vs. Academic Year 2015-16
May Applications and YTD Awards

	Degree Applications				Degree Awards (as of YTD)	
	2014-15 Apps	2015-16 Apps	Change	% Change	2014-15 Degrees	2015-16 Degrees
Bachelor Degrees (2.0 base pts)	874	852	-22	-2.5%	809	150
Resident: Entered as First Year	273	165	-108	-39.6%	247	35
Area of Study Premium†	20	19	-1	-5.0%	17	4
Underrepresented Minority*	41	44	3	7.3%	37	9
Pell Grant Recipient*	179	144	-35	-19.6%	160	18
Veteran Status*	2	1	-1	-50.0%	3	-
Rural High School Graduate*	112	66	-46	-41.1%	100	5
Resident: Entered as Transfer (base pts x 0.675)	335	351	16	4.8%	314	52
Area of Study Premium†	36	35	-1	-2.8%	36	5
Underrepresented Minority*	52	59	7	13.5%	49	7
Pell Grant Recipient*	255	282	27	10.6%	235	45
Veteran Status*	5	9	4	80.0%	5	1
Non-Resident (no state funding)	266	336	70	26.3%	248	63
Master Degrees (1.0 base pts)	200	206	6	3.0%	236	34
Resident	122	134	12	9.8%	130	18
Area of Study Premium†	7	16	9	128.6%	8	1
Non-Resident (no state funding)	78	72	-6	-7.7%	106	16
Graduate Certifications (0.2 base pts)	124	134	10	8.1%	250	33
Resident	99	91	-8	-8.1%	199	22
Area of Study Premium†	1	-	-1	-100.0%	1	-
Non-Resident (no state funding)	25	43	18	72.0%	51	11
Total Awards					1,295	217

† Area of Study Premium increases point value by a factor of 120% for degrees in STEM and Health and a factor of 220% for degrees in Bi-lingual Education.

* pts for sub-pops are additive and applied after all other adjustments: if recipient exists in one sub-pop 0.8 pts added, if two 1.0 pts, if three 1.1 pts, if four 1.2 pts.

Notes: \$1137.43 allocated per pt for degrees in the FY 2016 appropriation and represented 20% of the total non-base PUSF, 80% was allocated from SCH production.

Total points for FY 2016 = 1821.6 representing the three year trailing average of degree completions from Ay 2012-13 through 2014-15.

SOU - Klamath Community College / SOU - Rogue Community College Staff Rate Privileges (Action)



Klamath Community College Staff Rates Proposal

**Academic & Student Affairs Subcommittee
June 16, 2016**

**Board of Trustees
June 17, 2016**



Dr. Susan Walsh

Provost & Vice President for
Academic and Student Affairs

Dr. Matt Stillman

University Registrar
Co-Executive Director of Student Enrollment

Jason Catz

General Counsel

Overview

- Modeled after existing staff rates process (same rate, same rules, same 12 credit cap per student, etc.)
 - Designed to mitigate as much financial hit to SOU as possible (minimal discount margin)
 - One year pilot beginning next academic year
 - Total cap has not been agreed, but may be prudent
-

Structure

- SOU resident UG rate is \$151.41 per credit next year
 - SOU resident GR rate is \$397 per credit next year
 - Regardless of coursework level, we charge 30% of the undergraduate per credit rate (\$45.42 per credit)
 - Leaves a “gap” of \$105.99 per UG credit, and \$351.58 per GR credit
-

Structure (Cont'd)

- We would discount this “gap” by 10% because of our partnership with KCC
 - Thus, we would ask KCC to backfill \$95.39 per UG credit hour, and \$316.42 per GR credit hour
 - KCC has the discretion to cover all of the “gap” directly, or via a split with their employees
-

Example:

Undergraduate 4 Credit Hour Course

- Normally \$605.64 in tuition
 - Staff rate brings it to \$181.69 in tuition for student
 - “Gap” of \$423.95
 - After 10% discount, “gap” is \$381.56
 - KCC would remit \$381.56 back to SOU (may split that with their employee in some fashion)
-

Example:

Graduate 4 Credit Hour Course

- Normally \$1588 in tuition
 - Staff rate brings it to \$181.69 in tuition for student
 - “Gap” of \$1406.31
 - After 10% discount, “gap” is \$1265.68
 - KCC would remit \$1265.68 back to SOU (may split that with their employee in some fashion)
-

Accreditation Update

(Year Seven Report and Site Visit)

Accreditation Standards

1. Mission, Core Themes and Expectations
2. Resources and Capacity
3. Planning and Implementation
4. Effectiveness and Improvement
5. Mission Fulfillment, Adaptation and Sustainability

Year Seven Report:

Key points and processes

- Steering Committee (meets periodically)
- Collaboration with other campus committees and programs (UAC, Division Directors and Academic Programs)
- Commitment to assessment and a culture of evidence (Tracdat, Senior Writing assessment, CLA, Multi-State Collaborative, Academic Program Self-Studies)
- Report-writing (ALO and Steering Committee)
- Commitment to evidence and exhibits (Summer 2016)
- Preparing campus for the on-site visit (10/24-26)

Spring Highlights

- Successful completion of Collegiate Learning Assessment
- 97.5% completion rate for Academic Program Self-Studies (39/40)
- Academic Support Program Review committee seated
- Multi-state Collaborative Project
- Kristin Nagy Catz elected Chair of the Statewide Learning Outcomes and Assessment committee
- FUSE and Senior Writing assessment complete
- Processes and structures are in place to gather and assess data for continued analysis improvement and
- Ongoing communication with the Board of Trustees

Findings from the Academic Program Self Study Analysis



- At both program and institution level, we have data that measure foundational goals A through D
- Strengths are assessing written communication, critical thinking, and information literacy
- We are getting started on quantitative reasoning (assessing within senior writing, for example) and oral communication
- We are identifying priorities: **collaboration** needs to be addressed (only 10% of programs have collaboration as a goal; no one is assessing using the AAC&U rubric); consider process instead of core theme

Findings from the Academic Program Self Study Analysis

- We have a set of well-defined learning outcomes associated with each **University Studies** strand.
- We have active and high-functioning University Senate committees - the University Studies Committee and Assessment Committees - which oversee the institution, maintenance and development of the University Studies curriculum and institutional assessment.
- A new, rigorous process devised ensures that all new applications for University Studies strand approval primary outcomes and specifically describe the embedded assessments (e.g., assignments) used to demonstrate student mastery of the goals and proficiencies.

Findings from the Academic Program Self Study Analysis

- Despite absence of a strategic plan, planning is becoming more integrated in academic programs
- Planning and strategic alignment of faculty and other non-curricular resources inform academic planning to a significant extent (FLR, division structure, increased accountability, curriculum revision to align with capacity)
- Assessment and planning are themes for most programs beginning with their fall term retreats

Findings from the Academic Program Self Study Analysis



- SOU offered more than 75 senior-level research and Capstone classes
- Seniors completed nearly 2500 credit hours in research and Capstone courses
- 2,000 credit hours of internships translated into 60,000 hours of significant learning activities

Findings from the Academic Program Self Study Analysis

- We can't document complete compliance with the expectation that syllabi identify learning outcomes (a sample of 16 syllabi yielded only 1 syllabus that clearly mapped course to University Studies outcomes)
- New policies and initiatives are in place to address syllabus deficiencies (Syllabus Inventory Project)

Adjourn